



User Your Name  
 Print Date Thursday, 3rd May 2007, 17:11:02  
 Document ID logbook/rpt\_logbook  
[Print Report](#)

## JAR-FCL FORMAT LOGBOOK • AIRCRAFT OPERATING CREW

**Aircrew Name**

F/O Your Name

**Licence Details**

CPL/IR (fATPL) 123456A

**Notes**

Insert comments here  
 Please return if found

**Contact Details - Home**

1 Myhouse Road  
 MYTOWN  
 MY1 0WN  
 UK

T +44 (0)20 1234 5678  
 M +44 (0)7777 111 222  
 E email@myemail.com

**Contact Details - Work**

Flyplanes Ltd.  
 Room 123-124  
 Flyplanes House  
 London Gatwick Airport  
 GATWICK  
 RH6 5AS  
 UK

T +44 (0)1234 567 890  
 M None  
 E my.name@flyplanes.com

**Total Flying Time**

**984**

**Hours On Retirement**

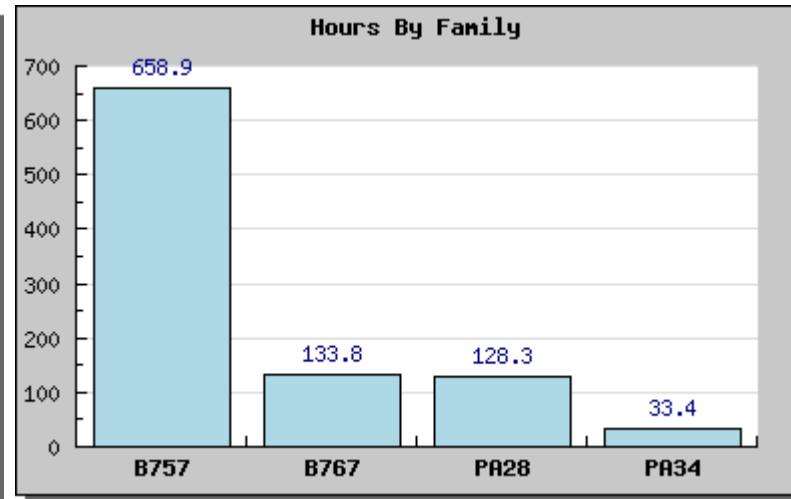
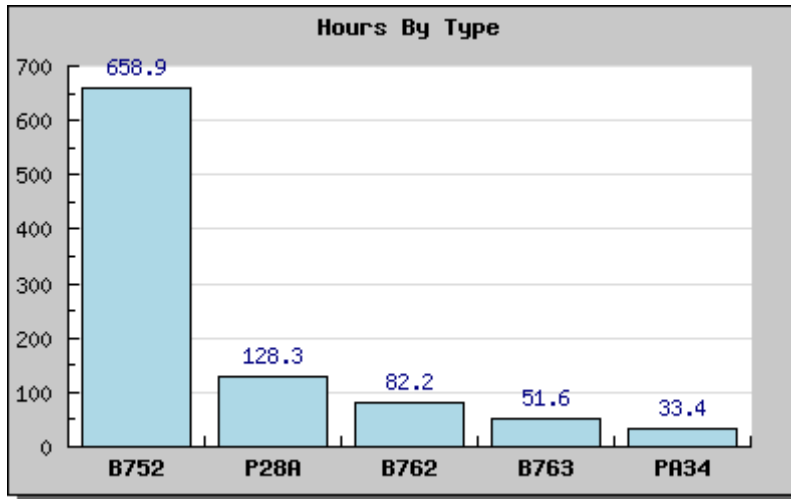
**24,839**

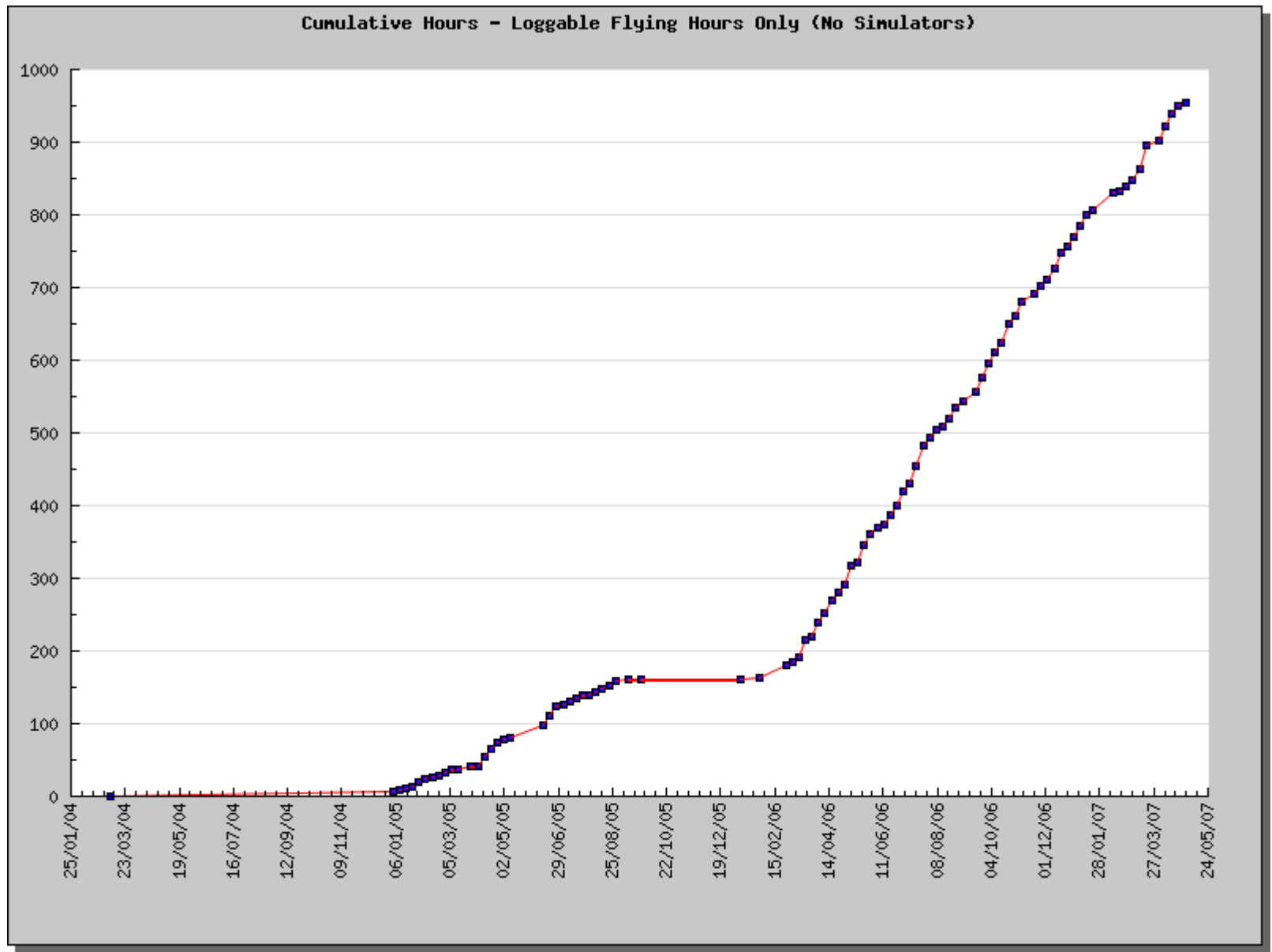
*Assuming retirement on 2046-06-30*

**Flying as % of Duty**

**32.7%**

*Commercial Hours - 785  
 Duty Hours - 2,401*





# Logbook Analysis

## General Statistics

(Pilot) <b>12 Mths Prev (900)</b>	730
(Pilot) <b>28 Days (100)</b>	60
(Pilot) <b>Aircraft Flown</b>	56
(Pilot) <b>Callsigns Used</b>	247
(Pilot) <b>Furthest E</b>	34.8E
(Pilot) <b>Furthest N</b>	67.7N
(Pilot) <b>Furthest S</b>	16.7N
(Pilot) <b>Furthest W</b>	22.9W
(Pilot) <b>Landings - Day</b>	315
(Pilot) <b>Landings - Night</b>	65
(Pilot) <b>Landings - Total</b>	380
(Pilot) <b>New Place (GVAC)</b>	17
(Pilot) <b>NM Flown</b>	45,590
(Pilot) <b>Pax Carried</b>	50,747
(Pilot) <b>Pax Sectors</b>	237
(Pilot) <b>FPL Seniority</b>	571
(Pax) <b>Airlines Used</b>	14
(Pax) <b>Furthest E</b>	14.3E
(Pax) <b>Furthest N</b>	56.0N
(Pax) <b>Furthest S</b>	33.6N
(Pax) <b>Furthest W</b>	122.4W
(Pax) <b>NM Flown</b>	62,130

## Frequently Flown Routes

LGW-PMI	x 7
LGW-SSH	x 6
PMI-LGW	x 6
SSH-LGW	x 5
ALC-LGW	x 5
LGW-FAO	x 5
ACE-LGW	x 4
LGW-LPA	x 4
XRY-SVQ	x 4
LPA-LGW	x 4
LGW-ALC	x 4
LTN-TFS	x 3
FAO-LGW	x 3
LGW-LXR	x 3
PMI-STN	x 3
TFS-LTN	x 3
LGW-LTN	x 3
LXR-LGW	x 3
LGW-GVA	x 3
LGW-MIR	x 3
LGW-AGP	x 3
GVA-LGW	x 3
MIR-LGW	x 3
STN-PMI	x 3

## Frequently Visited Airfields (Takeoffs + Landings)

 <b>LGW</b> Gatwick	<i>London</i>	<b>161</b>
 <b>LTN</b> Luton	<i>London</i>	<b>34</b>
 <b>PMI</b> Palma de Mallorca	<i>Palma</i>	<b>24</b>
 <b>TFS</b> Reina Sofia	<i>Tenerife</i>	<b>20</b>
 <b>ALC</b> Alicante	<i>Alicante</i>	<b>20</b>
 <b>SSH</b> Sharm el Sheikh	<i>Sharm el Sheikh</i>	<b>18</b>
 <b>FAO</b> Faro	<i>Faro</i>	<b>16</b>
 <b>LPA</b> Las Palmas	<i>Gran Canaria</i>	<b>14</b>
 <b>CWL</b> Cardiff	<i>Cardiff</i>	<b>13</b>
 <b>NCL</b> Newcastle	<i>Newcastle</i>	<b>13</b>
 <b>MIR</b> Habib Bourguiba Intl	<i>Monastir</i>	<b>12</b>
 <b>ACE</b> Lanzarote	<i>Lanzarote</i>	<b>10</b>
 <b>PFO</b> Paphos Intl	<i>Paphos</i>	<b>10</b>
 <b>SVQ</b> Seville	<i>Sevilla</i>	<b>10</b>
 <b>BRS</b> Bristol	<i>Bristol</i>	<b>10</b>
 <b>STN</b> Stansted	<i>London</i>	<b>10</b>
 <b>MAN</b> Manchester	<i>Manchester</i>	<b>9</b>
 <b>BHX</b> Birmingham	<i>Birmingham</i>	<b>9</b>
 <b>GVA</b> Cointrin	<i>Geneva</i>	<b>8</b>
 <b>AGP</b> Malaga	<i>Malaga</i>	<b>8</b>
 <b>PUF</b> Pau Pyrenees	<i>Pau</i>	<b>8</b>
 <b>LXR</b> Luxor Intl	<i>Luxor</i>	<b>6</b>
 <b>EMA</b> East Midlands	<i>Nottingham</i>	<b>6</b>
 <b>CHR</b> Deols	<i>Chateauroux</i>	<b>6</b>

# Flying and Duty Hours Grid

*Flight hours include all flying, not just commercial, so percentages may be skewed  
Cells show flight hours (bold number), duty hours, and % of duty spent flying*

Year	Jan	Feb	Mar	Apr	May	Jun	Jul	Aug	Sep	Oct	Nov	Dec	TOTAL
<b>2005</b>	<b>14</b> <sup>0 h</sup> 0 %	<b>14</b> <sup>0 h</sup> 0 %	<b>13</b> <sup>0 h</sup> 0 %	<b>33</b> <sup>0 h</sup> 0 %	<b>6</b> <sup>0 h</sup> 0 %	<b>42</b> <sup>0 h</sup> 0 %	<b>18</b> <sup>0 h</sup> 0 %	<b>16</b> <sup>0 h</sup> 0 %	<b>6</b> <sup>0 h</sup> 0 %	<b>0</b> <sup>0 h</sup> 0 %	<b>0</b> <sup>0 h</sup> 0 %	<b>0</b> <sup>15 h</sup> 0 %	<b>160</b>
<b>2006</b>	<b>2</b> <sup>20 h</sup> 10 %	<b>0</b> <sup>5 h</sup> 0 %	<b>57</b> <sup>252 h</sup> 23 %	<b>61</b> <sup>211 h</sup> 29 %	<b>69</b> <sup>124 h</sup> 56 %	<b>51</b> <sup>156 h</sup> 32 %	<b>83</b> <sup>177 h</sup> 47 %	<b>36</b> <sup>66 h</sup> 55 %	<b>50</b> <sup>136 h</sup> 37 %	<b>85</b> <sup>254 h</sup> 33 %	<b>37</b> <sup>157 h</sup> 23 %	<b>64</b> <sup>249 h</sup> 26 %	<b>595</b>
<b>Average</b>	<b>22</b>	<b>20</b>	<b>32</b>	<b>50</b>	<b>26</b>	<b>46</b>	<b>50</b>	<b>26</b>	<b>28</b>	<b>85</b>	<b>37</b>	<b>64</b>	<b>953</b>

# Synthetic Training Device Sessions

## Summary (Loggable Sims Only)

Simulator Type	Hours
B752	66.00
B763	12.00
PA34	40.50
	<b>166.5</b>

## Synthetic Training Logbook (Flights in grey italics are non loggable)

Simulator		Date and Time			Duration		Details	
ID	Type	Date	Start	Finish	HH:MM	Decimal	Instructor	Remarks
<i>B763</i>	<i>SIM-FB286B</i>	<i>Tue 21 Feb 2006</i>	<i>1230</i>	<i>1430</i>	<i>02:00</i>	<i>2.00</i>	<i>INSTRUCTOR, Instructor</i>	<i>Differences Fixed Base</i>
B763	SIM-FB286B	Wed 22 Feb 2006	1415	1815	04:00	4.00	INSTRUCTOR, Instructor	Full Flight Sim
B763	SIM-FB286B	Wed 22 Feb 2006	1615	1815	02:00	2.00	INSTRUCTOR, Instructor	Full Flight Sim
B752	SIM-FB286A	Mon 03 Jul 2006	0545	0945	04:00	4.00	INSTRUCTOR, Instructor	OPC
B763	SIM-FB286B	Tue 04 Jul 2006	0615	1015	04:00	4.00	INSTRUCTOR, Instructor	OPC
B763	SIM-FB286B	Wed 20 Sep 2006	1045	1245	02:00	2.00	INSTRUCTOR, Instructor	GH
B752	SIM-FB286A	Sat 18 Nov 2006	1615	2015	04:00	4.00	INSTRUCTOR, Instructor	LPC



User: Your Name  
 Print Date: Thursday, 3rd May 2007, 17:11:02  
 Document ID: logbook/rpt\_logbook  
[Print Report](#)

Date	Departure		Arrival		Aircraft		Crew			Flight Time	PIC	Landings		Conditions		Function (P1/P2/P3)				Other Flying		Remarks	
	Place	Time	Place	Time	Type	Reg	SS	SM	M			Day	Night	Night	IFR	PIC	COP	DUAL	INSTR	IF	NAV		
14/02/07	HELX	1635	EGKK	2230	B762	G-BYAB				•	5.92			5.92	5.92		5.92				5.92		
16/02/07	EGKK	0849	GCTS	1330	B763	G-OBYB				•	4.68				4.68		4.68					4.68	
16/02/07	GCTS	1427	EGKK	1807	B763	G-OBYB				•	3.67		1	0.05	3.67	3.67					0.05	3.67	
18/02/07	EGGD	0700	LIMF	0855	B752	G-BYAH				•	1.92		1		1.92	1.92					0.10	1.92	
18/02/07	LIMF	1000	EGGD	1150	B752	G-BYAH				•	1.83				1.83		1.83					1.83	
24/02/07	EGKK	0810	LFLL	0934	B752	G-BYAW				•	1.40		1		1.40	1.40					0.10	1.40	
24/02/07	LFLL	1110	EGKK	1252	B752	G-BYAW				•	1.70				1.70		1.70					1.70	
02/03/07	EGKK	0730	EGFF	0820	B763	G-OBYE				•	0.83		1		0.83	0.83					0.40	0.83	
03/03/07	EGKK	0900	LSGG	1030	B763	G-OBYF				•	1.50		1		1.50	1.50					0.10	1.50	
03/03/07	LSGG	1233	EGKK	1425	B763	G-OBYF				•	1.87				1.87		1.87					1.87	
04/03/07	EGKK	0644	LFBO	0822	B752	G-BYAD				•	1.63				1.63	1.63					0.02	1.63	
04/03/07	LFBO	0955	EGKK	1122	B752	G-BYAD				•	1.45				1.45		1.45					1.45	
10/03/07	EGKK	1605	LCPH	2025	B752	G-BYAD				•	4.33	Data removed for sample			3.03	4.33		4.33				4.33	Data removed for sample
10/03/07	LCPH	2125	EGKK	0145	B752	G-BYAD				•	4.33		1	4.33	4.33	4.33					0.05	4.33	
12/03/07	EGGW	0648	LCRA	1128	B752	G-BYAO				•	4.67				4.67		4.67					4.67	
12/03/07	LCRA	1300	EGPH	1805	B752	G-BYAO																	
12/03/07	EGPH	2000	EGKK	2100	B752	G-BYAO																	
15/03/07	EGKK	0954	HESH	1519	B752	G-BYAD				•	5.42				5.42		5.42					5.42	
15/03/07	HESH	1709	EGKK	2238	B752	G-BYAD				•	5.48		1		5.22	5.48					0.20	5.48	
19/03/07	EGKK	1100	LPMA	1430	B752	G-BYAW				•	3.50				3.50		3.50				0.02	3.50	
19/03/07	LPMA	1604	EGKK	2019	B752	G-BYAW				•	4.25		1		4.25	4.25					0.05	4.25	
21/03/07	EGKK	1109	HELX	1550	B762	G-BYAB				•	4.68		1		4.68	4.68					0.40	4.68	
21/03/07	HELX	1650	EGKK	2238	B762	G-BYAB				•	5.80				5.80		5.80					5.80	
23/03/07	EGKK	1630	LPFR	1900	B763	G-OBYB				•	2.50		1		2.50	2.50					0.20	2.50	
23/03/07	LPFR	2015	EGCC	2315	B763	G-OBYB				•	3.00				3.00		3.00					3.00	
<b>Sub-Total</b>													<b>5</b>	<b>5</b>	<b>22.13</b>	<b>76.1</b>	<b>32.19</b>	<b>44.17</b>	<b>0</b>	<b>0</b>	<b>1.69</b>	<b>76.36</b>	
<b>Running Total</b>													<b>307</b>	<b>63</b>	<b>268.04</b>	<b>760.78</b>	<b>353.08</b>	<b>470.96</b>	<b>63.2</b>	<b>0</b>	<b>77.09</b>	<b>798.09</b>	

## Logbook Data Page 1

I certify this is a true and accurate log of my flying hours: \_\_\_\_\_



User Your Name  
 Print Date Thursday, 3rd May 2007, 17:11:03  
 Document ID logbook/rpt\_logbook  
[Print Report](#)

Date	Departure		Arrival		Aircraft		Crew			Flight Time	PIC	Landings		Conditions		Function (P1/P2/P3)				Other Flying		Remarks
	Place	Time	Place	Time	Type	Reg	SS	SM	M			Day	Night	Night	IFR	PIC	COP	DUAL	INSTR	IF	NAV	
10/02/05	LEJR	1348	LEJR	1448	P28A	EC-IMQ	•			1.00		1				1.00				0.40		
13/02/05	LEJR	0900	LEJR	1006	P28A	G-BNOK	•			1.10		1		1.10						0.50		
13/02/05	LEJR	1030	LEJR	1124	P28A	G-BNOK	•			0.90		1		0.90						0.50		
18/02/05	LEJR	0830	LEJR	0930	P28A	EC-IQL	•			1.00		1			1.00			1.00				
20/02/05	LEJR	1030	LEJR	1148	P28A	EC-IQL	•			1.30		3		1.30						0.50		
24/02/05	LEJR	1418	LEJR	1536	P28A	EC-IHK	•			1.30		1			1.30					1.00		
02/03/05	LEJR	1330	LEJR	1442	P28A	EC-IOS	•			1.20		1			1.20			1.00				
04/03/05	LEJR	0954	LEJR	1054	P28A	EC-IQL	•			1.00		1			1.00			0.70				
06/03/05	LEJR	0842	LEJR	0954	P28A	EC-IIL	•			1.20		2		1.20						0.50		
06/03/05	LEJR	1512	LEJR	1630	P28A	EC-IDV	•			1.30		1			1.30					1.00		
08/03/05	LEJR	0812	LEJR	0912	P28A	EC-IOS	•			1.00		1		1.00						0.70		
08/03/05	LEJR	1212	LEJR	1330	P28A	EC-IKI	•			1.30		2			1.30			0.30	1.00			
08/03/05	LEJR	1448	LEJR	1542	P28A	EC-IQL	•			0.90	Data removed for sample	3		0.90						0.50	Data removed for sample	
14/03/05	LEJR	1000	LEJR	1100	P28A	EC-IOS	•			1.00		1			1.00			0.70				
28/03/05	LEJR	1054	LEJR	1200	P28A	EC-IKI	•			1.10		1			1.10			1.00	0.50			
30/03/05	LEJR	1048	LEJR	1148	P28A	G-BNOT	•			1.00		1		1.00						0.80		
30/03/05	LEJR	1354	LEJR	1524	P28A	EC-IKG	•			1.50		1		1.50						1.20		
04/04/05	LEJR	1254	LEJR	1406	P28A	EC-IDV	•			1.20		1		1.20						1.00		
11/04/05	LEJR	1218	LEJR	1342	P28A	EC-IOS	•			1.40		2		1.40						0.50		
12/04/05	LEJR	1318	LEZL	1500	P28A	EC-IKI	•			1.70		1			1.70			0.30	1.50			
12/04/05	LEZL	1618	LEJR	1742	P28A	EC-IKI	•			1.40		3			1.40					0.50		
13/04/05	LEJR	0930	LEJR	1054	P28A	G-BNOT	•			1.40		1		1.40						1.00		
13/04/05	LEJR	1324	LEJR	1500	P28A	EC-IOS	•			1.60		4		1.60						1.20		
14/04/05	LEJR	1212	LEJR	1354	P28A	EC-IQN	•			1.70					1.70			0.20	1.50			
14/04/05	LEJR	1354	LEJR	1454	P28A	EC-IQN	•			1.00		3		1.00						0.30		
<b>Sub-Total</b>										<b>30.5</b>		<b>38</b>	<b>0</b>	<b>0</b>	<b>0</b>	<b>15.5</b>	<b>0</b>	<b>15</b>	<b>0</b>	<b>5.2</b>	<b>16.6</b>	
<b>Running Total</b>										<b>52</b>		<b>101</b>	<b>0</b>	<b>0</b>	<b>0</b>	<b>20.9</b>	<b>0</b>	<b>31.1</b>	<b>0</b>	<b>5.2</b>	<b>19.2</b>	

## Logbook Data Page 2

I certify this is a true and accurate log of my flying hours: \_\_\_\_\_